

KEY FEATURES



- HELICEX® cooling technology
- 1300W AES power handling capacity
- High sensitivity: 96dB @ 2.83v
- Low resonant frequency: 45Hz
- Extended controlled displacement: $X_{max} \pm 10$ mm
- Massive mechanical displacement capability: X_{pp} 60mm
- Designed with MMSS technology
- 4" DUO double inner/outer voice coil winding
- CONEX Spider

TECHNICAL SPECIFICATIONS

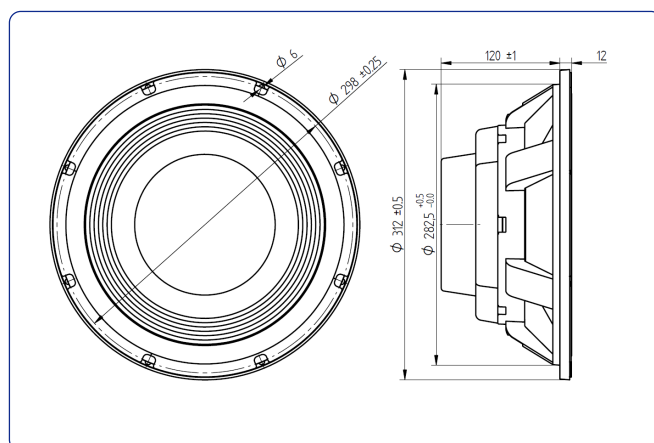
Nominal diameter	300mm. 12 in.
Rated impedance	8 ohms
Minimum impedance	6.2 ohms
Power capacity*	1300 w AES
Program power	2600 w
Sensitivity	96 dB 2.83v @ 1m @ 2 π
Frequency range	25 - 1800 Hz
Maximum Recom. Frequency	200 Hz
Recom. enclosure vol.	12 / 60 l 0.7 / 2.24 ft. ³
Voice coil diameter	100 mm. 4 in.
Magnetic assembly weight	4.62 kg. 10.16 lb.
BL factor	25.3 N / A
Moving mass	0.118 kg.
Voice coil length	25 mm
Air gap height	14 mm
X damage (peak to peak)	60 mm

THIELE-SMALL PARAMETERS**

Resonant frequency, f_s	45 Hz
D.C. Voice coil resistance, R_e	4.9 ohms
Mechanical Quality Factor, Q_{ms}	12.07
Electrical Quality Factor, Q_{es}	0.27
Total Quality Factor, Q_{ts}	0.26
Equivalent Air Volume to C_{ms} , V_{as}	45l
Mechanical Compliance, C_{ms}	105.5 μ m / N
Mechanical Resistance, R_{ms}	2.77 kg / s
Efficiency, η_o (%)	1.47
Effective Surface Area, S_d (m ²)	0.055 m ²
Maximum Displacement, X_{max} ***	10 mm
Displacement Volume, V_d	550 cm ³
Voice Coil Inductance, L_e @ 1 kHz	3.25 mH



DIMENSION DRAWINGS



MOUNTING INFORMATION

Overall diameter	312 mm. 12.28 in.
Bolt circle diameter	298 mm. 11.73 in.
Baffle cutout diameter:	
- Front mount	283 mm. 11.14 in.
- Rear mount	280 mm. 11.02 in.
Depth	132 mm. 5.20 in.
Volume displaced by driver	4 l. 0.14 ft. ³
Net weight	7.2 kg. 15.84 lb.
Shipping weight	8 kg. 17.6 lb.

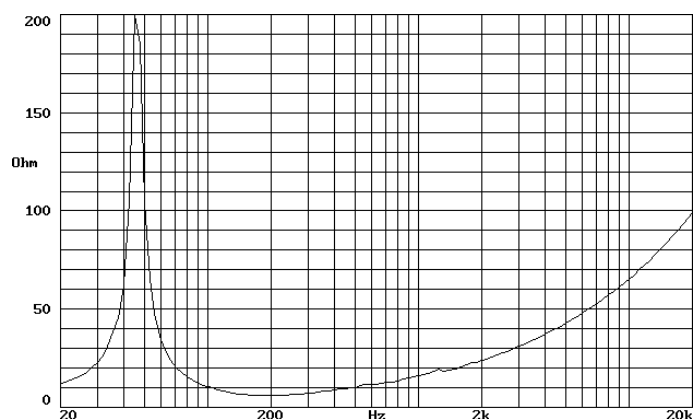
Notes:

*The power capacity is determined according to AES2-1984 (r2003) standard.
Program power is defined as the transducer's ability to handle normal music program material.

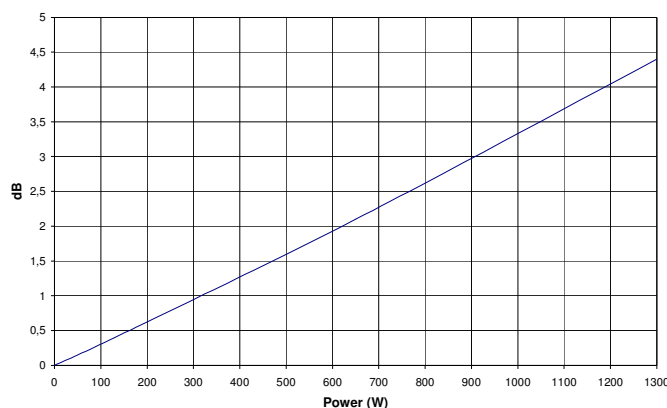
**T-S parameters are measured after an exercise period using a preconditioning power test.
The measurements are carried out with a velocity-current laser transducer and will reflect the long term parameters (once the loudspeaker has been working for a short period of time).

***The X_{max} is calculated as $(L_{vc} - Hag)/2 + Hag/3.5$, where L_{vc} is the voice coil length and Hag is the air gap height.

FREE AIR IMPEDANCE CURVE

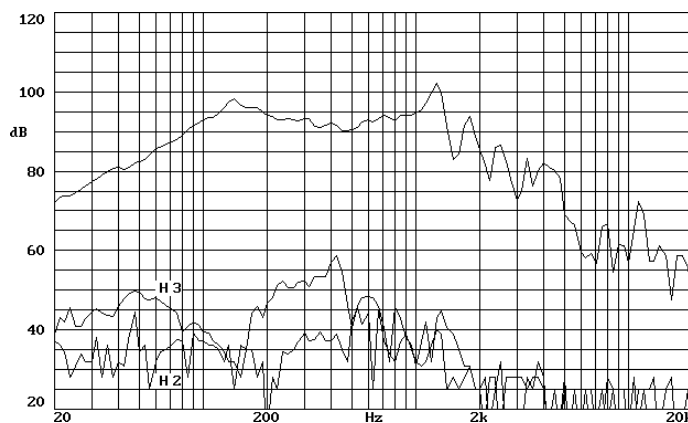


POWER COMPRESSION LOSSES



Note: Power Compression Losses were calculated after 5 minutes period applying a pink noise signal filtered between 25 and 200 Hz.

FREQUENCY RESPONSE AND DISTORTION



Note: on axis frequency response measured with loudspeaker standing on infinite baffle in anechoic chamber, 1w @ 1m.