

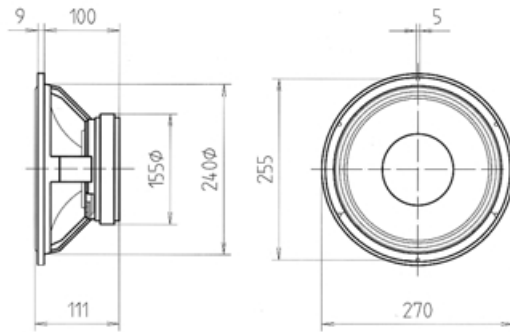
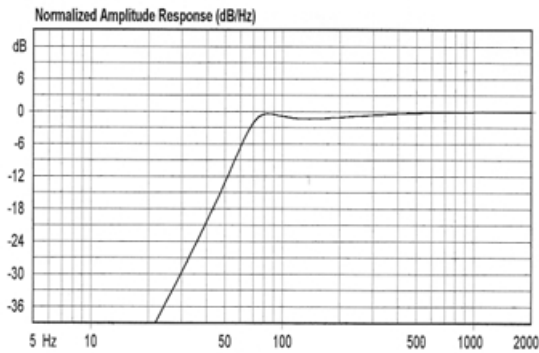
((10G150))
SOUND REINFORCEMENT

The 10 G150 model is the optimum choice for an specialised mid-range cone driver. It features a 2" edgewound ribbon voice coil attached to a lightweight curvilinear cone. The smooth response, low distortion and good power handling capacity make it well suited for mid range applications.

Este modelo de 10" es una versión especializada para reproductor de media frecuencia. Utiliza una bobina de 2" de hilo rectangular, unida a un cono curvilíneo de gran ligereza. Se caracteriza por una amplia respuesta en frecuencia, reducida distorsión armónica y buena capacidad de potencia.



PREDICTED LOW FREQUENCY RESPONSE • Bass-reflex cabinet, Vb=35.00 l, fb=70.0 Hz



SPECIFICATIONS

Nominal diameter	250 mm. 10 in.
Rated impedance	8 ohms.
Power capacity*	125 w RMS
Program Power	250 Watts.
Sensitivity	99 dB, 2.83v @ 1m @ 2π
Frequency range	50-6000 Hz
Recom. enclosure vol.	20/60 l 0.7/2.12 ft. ³
Voice coil diameter	52 mm. 2 in.
Magnetic assembly weight	3.85 kg. 8.47 lb.
BL factor	15 N/A
Moving mass	0.032 kg.
Voice coil length	11 mm.
Air gap height	7 mm.
X damage (peak to peak)	30 mm.

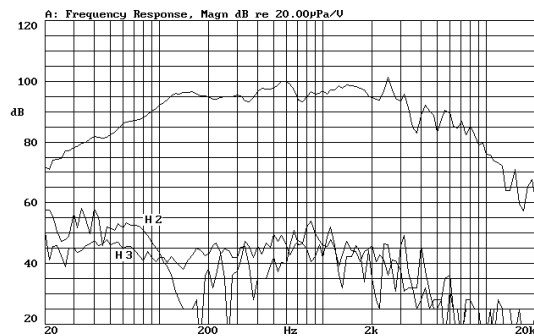
MOUNTING INFORMATION

Overall diameter	270 mm. 10.62 in.
Bolt circle diameter	255 mm. 10.03 in.
Baffle cutout diameter:	
-Front mount	240 mm. 9.45 in.
-Rear mount	230 mm. 9.05 in.
Depth	111 mm. 4.25 in.
Volume displaced by driver	3 l 0.10 ft. ³
Net weight	4.6 kg. 10.12 lb.
Shipping weight	4.9 kg. 12.43 lb.

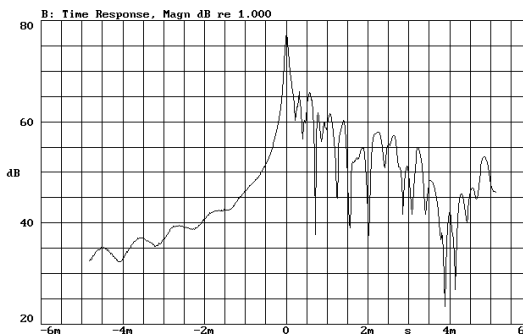
MATERIALS

Basket	Die Cast aluminium
Cone	Paper
Surround	Plasticised cloth
Voice coil	Edgewound copper ribbon
Magnet	Ferrite

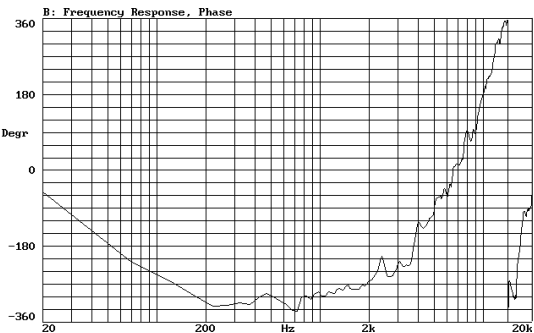
FREQUENCY RESPONSE & DISTORTION CURVES, MAGN. On axis, 1w @ 1m.



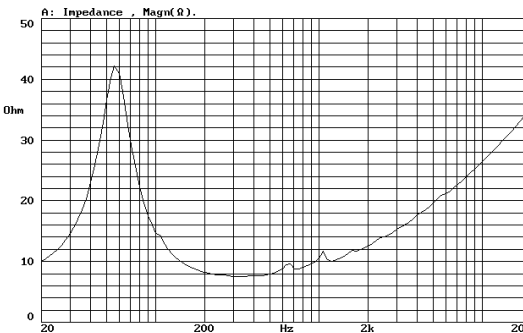
TIME RESPONSE, MAGN.



FREQUENCY RESPONSE, PHASE. On axis, 1w @ 1m.



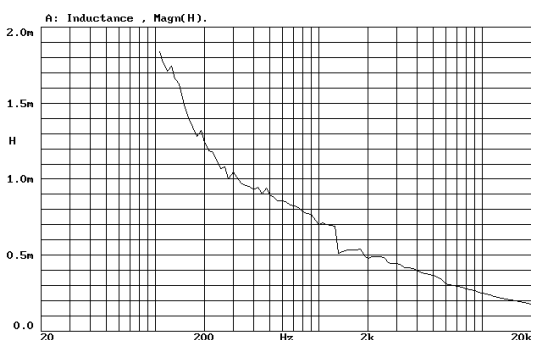
FREE AIR IMPEDANCE CURVE



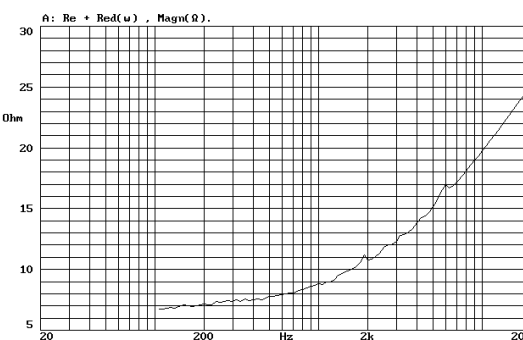
THIELE-SMALL PARAMETERS**

Resonant Frequency, fs	47 Hz
D.C. Voice Coil Resistance, Re	6.8 ohms.
Mechanical Quality Factor, Qms	1.63
Electrical Quality Factor, Qes	0.29
Total Quality Factor, Qts	0.24
Equivalent Air Volume to Cms, Vas	75 l
Mechanical Compliance, Cms	358.3 μm/N
Mechanical Resistance, Rms	5.79 kg/s
Efficiency, ηo (%)	3
Effective Surface Area, Sd(m ²)	0.038 m ²
Maximum Displacement, Xmax	2 mm.
Displacement Volume, Vd	76 cm. ³
Voice Coil Inductance, Le @ 1kHz	0.8 mH

VOICE COIL INDUCTANCE CURVE



Re + Red(w) CURVE



NOTES

*The power capacity corresponds to the RMS maximum value that can dissipate the loudspeaker when a sinus signal is applied for a period of at least two hours. Program power is defined as the transducer's ability to handle normal music program material.

** T-S parameters are measured after an exercise period using a preconditioning power test, using a velocity-current laser transducer, and will reflect the long term parameters, once the loudspeaker has been working for a short period of time.

NOTAS

*La potencia admisible corresponde a la máxima potencia RMS que puede disipar el altavoz durante al menos dos horas, cuando se le aplica una señal senoidal determinada.

Por potencia programa se entiende la capacidad del altavoz en el manejo de señales transitorias, como sería el proporcionado por el contenido de un pasaje musical normal.

* Los parámetros T-S han sido medidos después de un periodo de fatiga y estabilización de las suspensiones, mediante transductor laser de velocidad-corriente, y son el reflejo de los parámetros a largo plazo del altavoz, una vez éste haya sido instalado y haya trabajado en un corto espacio de tiempo.